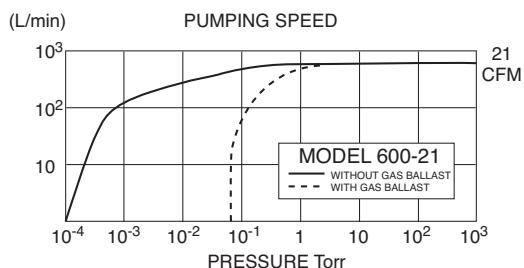
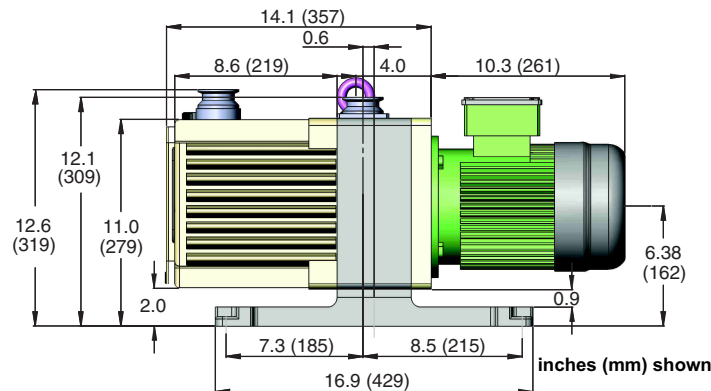




Photo shows Pump with optional inlet trap and exhaust mist eliminator installed. See pages 14 and 15 to order these accessories.



Pumping Speed @ 60 Hz	600 l/min, 21 CFM, 36 m ³ /hr.
Pumping Speed @ 50 Hz	500 l/min, 17.5 CFM, 30 m ³ /hr.
Ultimate Pressure Gas Ballast Closed	5x10 ⁻⁴ Torr, 6.7x10 ⁻² Pa, .0006 mbar
Ultimate Pressure Gas Ballast Open	5x10 ⁻² Torr, 6.7 Pascal, .06 mbar
Standard Motor, Thermal Protection CE Mark, complies with	230/380V, 3 phase, 50/60 Hz, 2 hp Machinery Directive 98/37/EC
Power Connection	Junction Box
Motor speed @ 60 Hz	1700 r.p.m.
Noise Level	54 dB
Water Vapor Tolerance	30 mbar, 22 Torr
Oil capacity	2300 cc; 2.4 Qt.
Weight Net: 117 lbs., 53 kg	Shipping: 133 lbs., 60 kg
Intake & Exhaust type or diameter	NW-40 or 36 mm O.D. Tube
Ambient operating temperature	7° to 40°C, 45° to 104°F



Features

- Extremely Quiet • Anti Suck Back Design
- Satisfaction Guaranteed • Two Year Warranty
- Virtually Vibration Free • Motors for Any Voltage
- Complies with Machinery Directive 98/37/EC

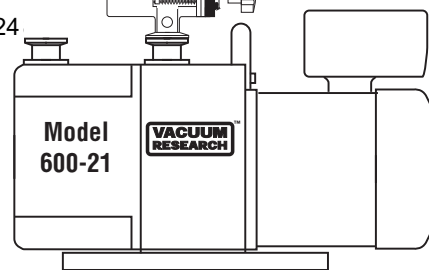
Applications

- Backing Turbo Pumps • Electron Microscopes
- Vacuum Ovens & Furnaces • Freeze Dryers
- Cluster Tool Load Locks • Sputter & Deposition Systems

Typical Installation

Aluminum or Stainless Steel Valves to keep pump at high vacuum when your chamber is vented. See Page 24

Flexible Stainless Steel Bellows or Hose to connect the pump to your vacuum chamber. See Page 19



Ordering Information

MODEL 600-21 Vacuum Pump With Motor:

Note: Tolerance is ± 10% of nominal value for all voltages.

200V, 50 or 60 Hz, 3 phase, 1.5 kw (2 hp)
 p/n 600-CE-100/200-50/60 \$4000.

230 or 460V, 60 Hz, 3 phase, 1.5 kw (2 hp)
 Full load current 6.0 or 3.0 Amps
 p/n 600-CE-230-460-60 \$4000.

220 or 380V, 50/60 Hz, 3 phase, 1.5 kw (2 hp)
 Full load Current @ 50 Hz; 6.5 or 4 A @60 Hz; 6.0 or 3.6 A
 p/n 600-CE-380-50/60 \$4000.

208 or 380V, 50 Hz, 3 phase, 1.5 kw (2 hp)
 Full load current: 7.2 or 4.0 Amps
 p/n 600-CE-380-50 \$4000.

Pumps with motors for other voltages and single phase power also available. Please contact the factory for price and availability.

Exhaust Mist Eliminators

Exhaust Filter Coalescing filter for exhaust mist elimination. 99.97% removal efficiency of droplets down to 0.3 micron diameter. Model EX.FIL, NW-40, 21 cfm

p/n RV810240 \$373.

Fomblin: For pumps filled with Fomblin PFPE fluid YL VAC 16/6 add to p/n "Fomblin" and increase the price to \$5730.